

EAST HERTS COUNCIL

ENVIRONMENT SCRUTINY COMMITTEE – 10 JUNE 2014

REPORT BY THE CHIEF EXECUTIVE AND DIRECTOR OF CUSTOMER AND COMMUNITY SERVICES

ENVIRONMENT SCRUTINY HEALTHCHECK – JANUARY 2014 TO MARCH 2014 AND THE 2013/14 PERFORMANCE INDICATOR OUTTURNS

WARD (S) AFFECTED: All

Purpose/Summary of Report:

- To set out a report on the performance of the key indicators that relate to Environment Scrutiny for the period January 2014 to March 2014 and the 2013/14 performance indicator outturns.

RECOMMENDATION FOR ENVIRONMENT SCRUTINY

That:

(A) The reported performance for the period January 2014 to March 2014 and the 2012/13 performance indicator outturns be received; and

(B) The Executive be advised of any further recommendations.

1.0 Background

1.1 This is a performance report relevant to Environment Scrutiny's terms of reference covering the period January 2014 to March 2014 and the 2013/14 performance indicator outturns.

1.2 The report contains a breakdown of the following information by each Corporate Priority:

- An overview of performance, in particular where there have been issues and remedial actions taken during the period. Should members want more detailed information on a specific month, they




should refer to that month's Executive Corporate Healthcheck report available on the council website.



- The indicators where data is collected monthly, with performance for March 2014 presented in detail (the most up to date available) with previous months summarised in a trend chart.
- The indicators where data is collected annually, with performance for 2013/14 detailed in **Essential Reference Paper 'C'**.

1.4 All Councillors have access to Covalent (the Council's performance management system), should they wish to interrogate the full range of performance indicators. The Performance Team are able to provide support and training on using the Covalent system if required.

1.5 **Essential Reference Paper 'B'** Shows the full set of performance indicators that are reported on a monthly basis to this committee. **Essential Reference Paper 'B'** has been sorted by status e.g. all performance indicators that are 'red' are listed first etc. **Essential Reference Paper 'C'** Shows the 2013/14 performance indicator outturns for performance indicators specific to Environment Scrutiny. **Essential Reference Paper 'D'** Provides guidance notes and definitions for the performance indicators relating to Environment Scrutiny Committee.

The codes used in relation to performance indicator monitoring are as follows:

Status	
	This PI is 6% or more off target.
	This PI is 1-5% off target.
	This PI is on target.

Short Term Trends	
	The value of this PI has changed in the short term.
	The value of this PI has not changed in the short term.

2.0 Report – Indicators grouped by Corporate Priority

Place

Performance analysis

2.1 **EHPI 191 – Residual household waste per household. Waste**

levels in March 2014 were slightly lower (1.7% or 3kgs) than March 2013.

2.2 **EHPI 192 – Percentage of household waste sent for reuse, recycling and composting.** Both composting and kerbside recycling collections were higher than previous year March 2013.

2.3 The following indicators were 'Green', meaning that the targets were either met or exceeded for March 2014. They were:

- EHPI 2.1d – Planning Enforcement: Initial Site Inspections.
- EHPI 2.1e - Planning Enforcement: Service of formal Notices.
- EHPI 2.2(45) – Number of collections missed per 100,000 collections of household waste.
- EHPI 2.23 – Planning decisions delegated to officers
- EHPI 2.4 – Fly-tips: Removal
- EHPI 218a – Abandoned Vehicles – % investigated within 24 hours.
- EHPI 218b – Abandoned Vehicles – % removed within 24 hours of required time.
- EHPI 157a - Processing of planning applications: 'Major' applications.
- EHPI 157b – Processing of planning applications: 'Minor' applications.
- EHPI 157c – Processing of planning applications: Other applications.

2.4 Although meeting the targets for March 2014 the following indicators showed a declining trend when performance was compared to the previous month:

- EHPI 2.1d – Planning Enforcement: Initial Site Inspections.
- EHPI 2.2(45) – Number of collections missed per 100,000 collections of household waste.
- EHPI 2.4 – Fly-tips: Removal.
- EHPI 191 – Residual household waste per household.
- EHPI 192 – Percentage of household waste sent for reuse, recycling and composting.

Please refer to **Essential Reference Paper 'B'** for full details.

2.1 In terms of the annual outturn:

Performance Indicator	Annual Status
EHPI 157a – Processing of planning applications: Major applications	indicator is 1-5% off target
EHPI 157b – Processing of planning applications: Minor applications	indicator is on or above target
EHPI 157c – Processing of planning applications: Other applications	indicator is on or above target
EHPI 159 - Supply of ready to develop housing sites	Data will not be available until July 2014
EHPI 86 - Cost of household waste collection	Data will not be available until July 2014
EHPI 2.1d – Planning Enforcement: Initial Site Inspections	indicator is on or above target
EHPI 2.1e – Planning Enforcement: Service of formal notices	indicator is on or above target
EHPI 90b - Satisfaction with waste recycling	indicator is on or above target
EHPI 191 – Residual household waste per household	indicator is on or above target
EHPI 192 – Percentage of household waste sent for reuse, recycling and composting	indicator is 1-5% off target
EHPI 195a - Improved street and environmental cleanliness: Litter.	indicator is 6% or more off target
EHPI 195b - Improved street and environmental cleanliness: Detritus.	indicator is on or above target
EHPI 195c - Improved street and environmental cleanliness: Graffiti.	indicator is on or above target
EHPI 195d - Improved street and environmental cleanliness: Fly-posting.	indicator is on or above target

EHPI 197 - Improved Local Biodiversity – proportion of Local Sites where positive conservation management has been or is being implemented.	indicator is on or above target
EHPI 2.2 – Missed waste collections per 100,000 collections of household waste	indicator is 6% or more off target
EHPI 2.4 – Fly-tips: Removal	indicator is on or above target
EHPI 2.23 – Planning decisions delegated to officers	indicator is on or above target
EHPI 218a – Abandoned Vehicles – % investigated within 24 hours.	indicator is on or above target
EHPI 218b – Abandoned Vehicles – % removed within 24 hours of required time.	indicator is 6% or more off target

Prosperity

Performance analysis

2.5 The following indicators were 'Green', meaning that the targets were either met or exceeded for March 2014. They were:

- EHPI 6.8 – Turnaround of pre NTO PCN challenges
- EHPI 6.9 – Turnaround of NTO Representations

Please refer to **Essential Reference Paper 'B'** for full details.

2.6 In terms of the annual outturn:

Performance Indicator	Annual Status
EHPI 6.8 – Turnaround of pre NTO PCN challenges	Indicator is on or above target
EHPI 6.9 – Turnaround of NTO Representations	Indicator is on or above target

CONCLUSION

2.7 In conclusion Members are asked to:

- Note the performance indicator analysis for the period January 2014 to March 2014 in **Essential Reference Paper 'B'**
- Note the 2013/14 performance indicator outturns in **Essential Reference Paper 'C'**
- Agree the recommendations at the start of this report.

3.0 Implications/Consultation

3.1 Information on any corporate issues and consultation associated with this report can be found within **Essential Reference Paper 'A'**.

Background Papers:

2012/13 Estimates and Future Targets Report – Executive 5 March 2013.

Contact Members:

Councillor Malcolm Alexander – Executive Member for Community Safety and Environment.

Malcolm.alexander@eastherts.gov.uk

Councillor Paul Phillips – Executive Member for Economic Development.

Paul.phillips@eastherts.gov.uk

Contact Officer:

Ceri Pettit – Corporate Planning and Performance Manager

Contact Tel Ext No 2240

ceri.pettit@eastherts.gov.uk

Report Author:

Karl Chui – Performance Monitoring Officer

Contact Tel Ext No 2243

karl.chui@eastherts.gov.uk